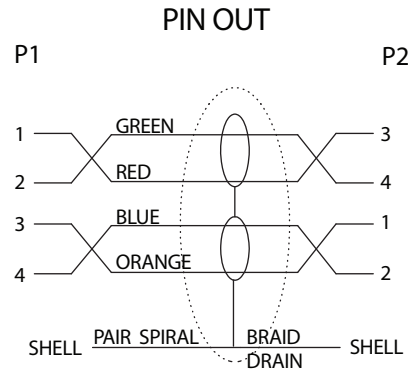
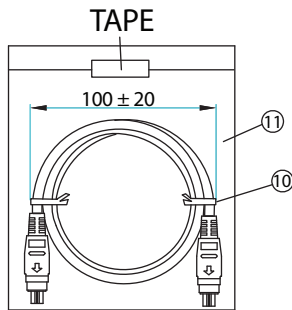
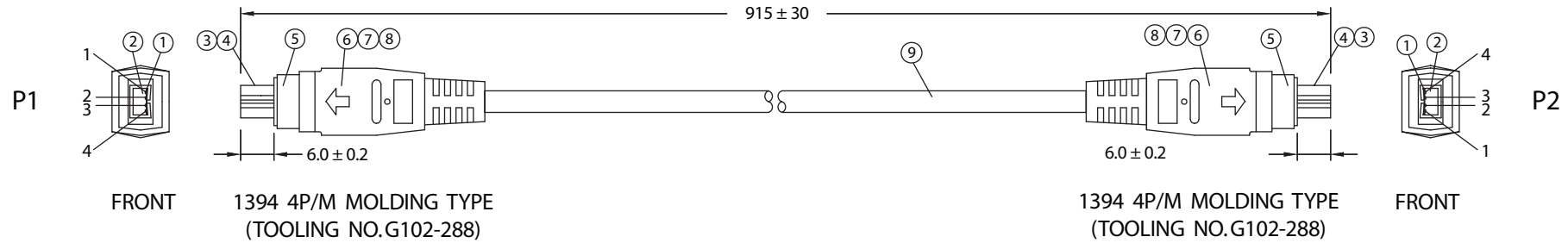


REVISION			
REV.	DESCRIPTION	DATE	APPROVED
A	Deleted AWG Rating Next to P2 Pin Out	03-12-07	DP



**NOTES:**

- CABLE: UL20276 30AWG IEEE1394  
[30AWGx1P+FOIL+SP)x2+DW+FILLER+MYLAR+BD]x1  
OUTER JACKET: BLACK, OD: 5.2 ± 0.2  
PRINTING: "E166307 AWM 20276 30AWG  
VW-1 IEEE AV 1394 COMPLIANT"
- CONNECTORS: IEEE 1394 4P MALE TO IEEE 1394 4P MALE
- HOOD: MOLDED TYPE. COLOR: BLACK
- CABLE ELECTRICAL TEST:  
<1>.100% OPEN SHORT & MISS WIRE TEST  
<2>.INSULATION RESISTANCE: DC400V 10M ohm MIN.  
<3>.CONDUCTOR RESISTANCE: 3 ohm MAX.
- PACKING: 1PC/POLYBAG

No.	PARTS NAME	SPECIFICATION STANDARD	QTY	REMARKS
①	4P/M - CONTACT	PHOSPHOR BRONZE / GOLD PLATED	8	
②	4P/M - INSULATOR	PBT / BLACK UL94V-0	2	
③	4P/M - SHELL 1	SHELL / NICKEL PLATED	2	
④	4P/M - SHELL 2	SHELL / NICKEL PLATED	2	
⑤	SLIPCOVER	PBT / TRANSPARENT	2	
⑥	COPPER FOIL	BOTH SIZES FOR SPECIAL ELECTRIC	2	
⑦	4P/M - INNER MOLD	PE NATURAL	2	
⑧	4P/M - OUTER MOLD	45P PVC / COLOR: BLACK	2	
⑨	CABLE UL20276	KL02002ABK01B	1	
⑩	MINI TIE	PE / BLACK	2	
⑪	POLYBAG	PE/0.08x140x160mm	1	

Dim range (mm)	Tolerance +/- (mm)	<b>Qualtek Electronics Corp.</b> <b>WCT DIVISION</b>											
		Part Number: 1821005-03											
0-1	0.15	Description: IEEE1394 4P/M - IEEE1394 4P/M											
1-6	0.20	<table border="1"> <tr> <td colspan="3">REV. A</td> </tr> <tr> <td>Drawn / Date</td> <td>Checked / Date</td> <td>Approved / Date</td> </tr> <tr> <td>B.Grubb 01-25-07</td> <td>01-25-07</td> <td>JJH / 01-25-07</td> </tr> </table>			REV. A			Drawn / Date	Checked / Date	Approved / Date	B.Grubb 01-25-07	01-25-07	JJH / 01-25-07
REV. A													
Drawn / Date	Checked / Date				Approved / Date								
B.Grubb 01-25-07	01-25-07				JJH / 01-25-07								
6-18	0.30												
18-50	0.50												
50-120	0.70												
120-250	0.90												
250-500	1.20												